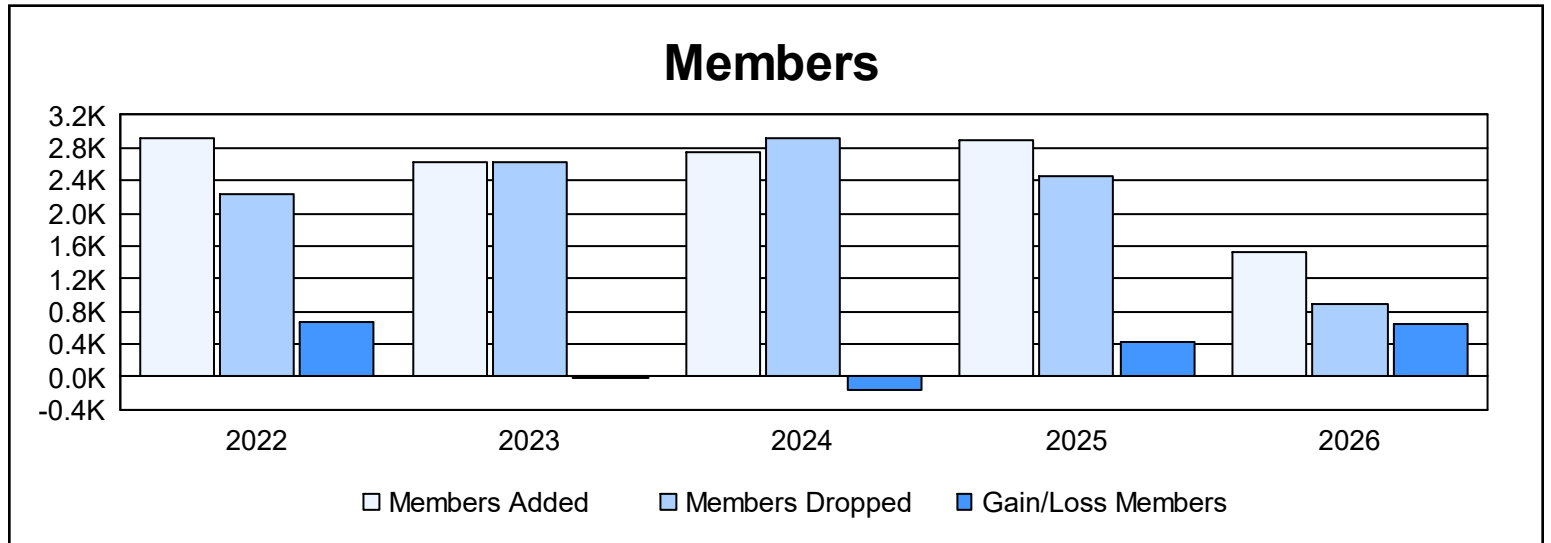
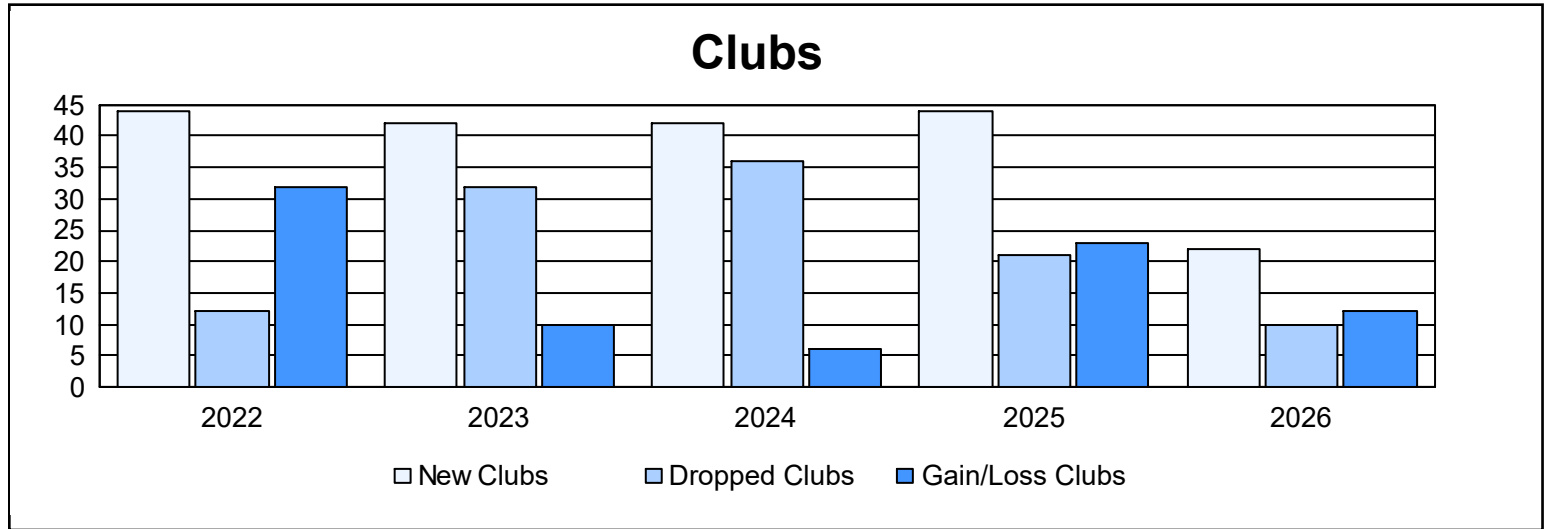
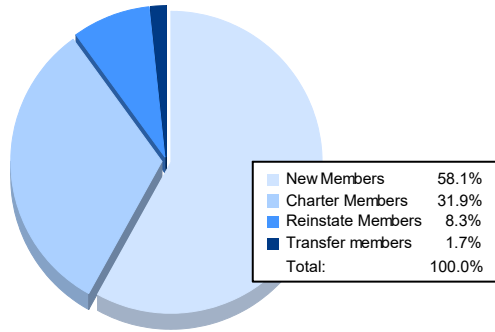


Year	New Clubs	Dropped Clubs	Gain/ Loss Clubs	New Members	Charter Members	Reinstate Members	Transfer Members	Total Member Added	Total Members Dropped	Gain/ Loss Members
2021-2022	44	12	32	1,678	1,111	102	28	2,919	2,244	675
2022-2023	42	32	10	1,205	1,123	221	66	2,615	2,630	-15
2023-2024	42	36	6	1,423	1,064	201	70	2,758	2,912	-154
2024-2025	44	21	23	1,502	1,017	315	53	2,887	2,453	434
2025-2026	22	10	12	893	491	127	26	1,537	879	658
Average	39	22	17	1,340	961	193	49	2,543	2,224	320



Membership Composition March 2026 Cumulative



Gender Composition March 2026 Cumulative

